



# Celebrate with The Joseph School

## Story of the Fanal

Bring some Haitian traditions to your home this year by creating your own Fanal. The Creole word "fanal" means 'beacon' or 'lantern.'

A candle placed inside illuminates the craft and creates a stained-glass effect. Fanals are often placed in windows to light the way for travelers passing by.



We want to see your Fanals! Send us a photo of your lantern to be featured on our social channels.

[SusanL@thejosephschool.org](mailto:SusanL@thejosephschool.org)

## What You Will Need

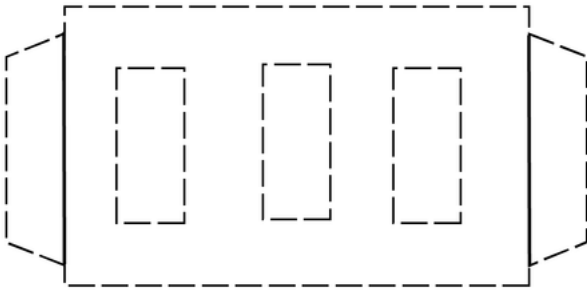
- Glue/ Tape
- Scissors/ X-Acto Knife
- Battery Operated Tealight
- The TJS Fanal Pattern
- Colored Tissue Paper
- Decorations! (typically, Fanals are decorated with paints or markers!)

## Instructions

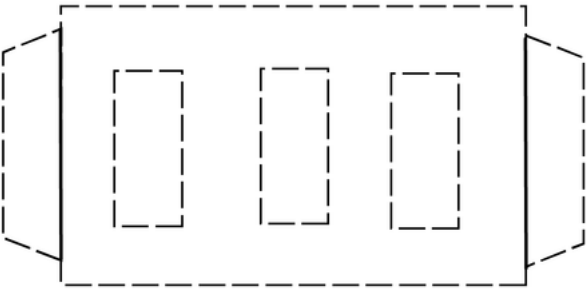
1. Cut out the TJS fanal pattern.
2. Cut the windows out using either scissors with the sharp point or an X-Acto knife.
3. Fold the sides of your fanal to create a free standing facade.
4. Decorate!
5. Turn on battery-operated candle inside finished fanal.




# Celebrate with The Joseph School



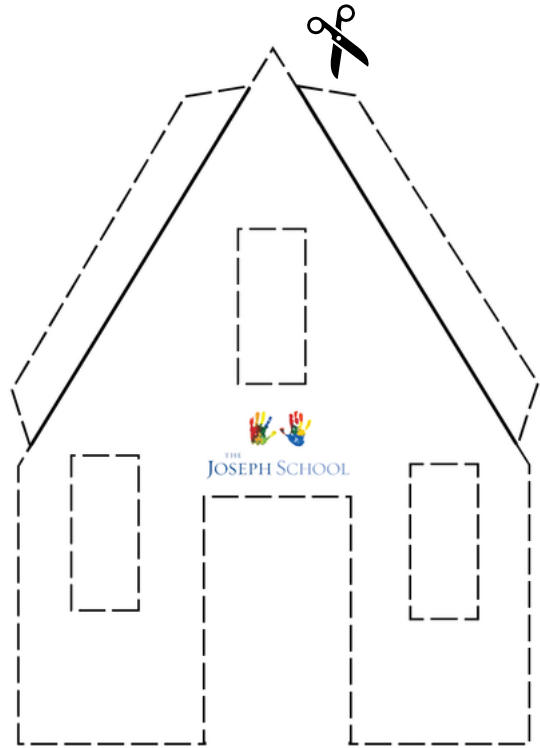
SIDE 1



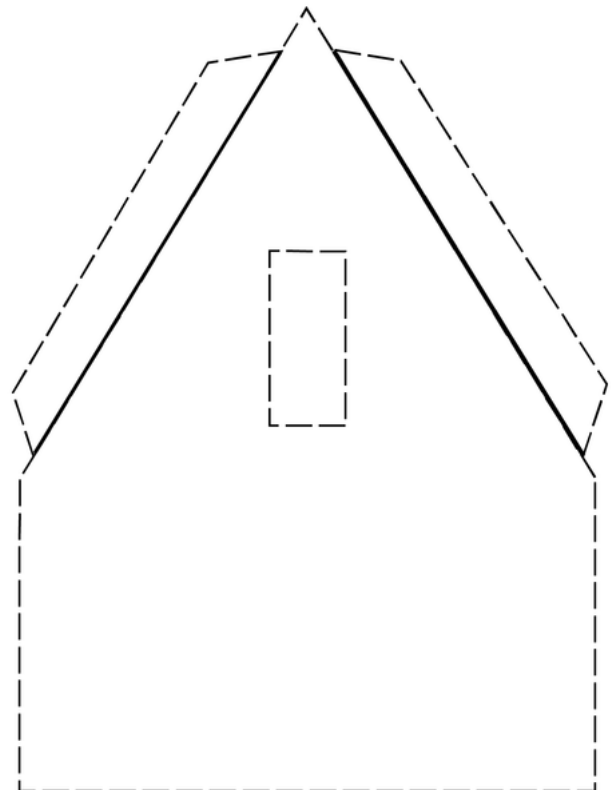
SIDE 2



ROOF



FRONT



BACK